


# REPLACEMENT GASKETS INSTALLATION INSTRUCTIONS



## GM MULTIPOINT FUEL INJECTION 5.0L & 5.7L V8 ENGINES

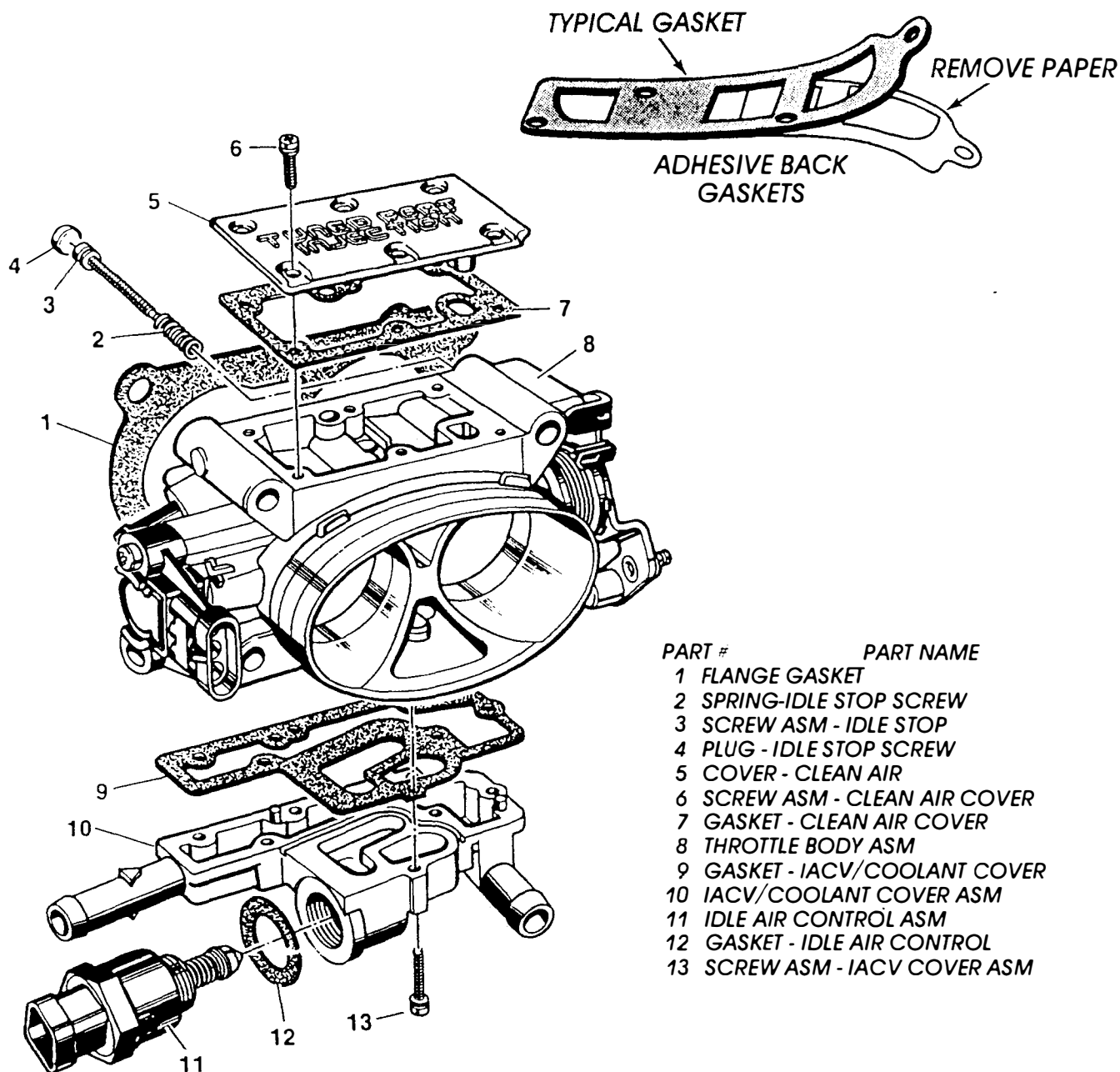
### SPECIAL INFORMATION

**NOTE:** If scraping is necessary to remove old gaskets, be careful not to damage gasket surface. Abrasive pads or wire brushes are not recommended. Spray gasket release agent (Permatex Part #4MA) is recommended. (Some replacement gaskets have adhesive backing to assist you when installed.)

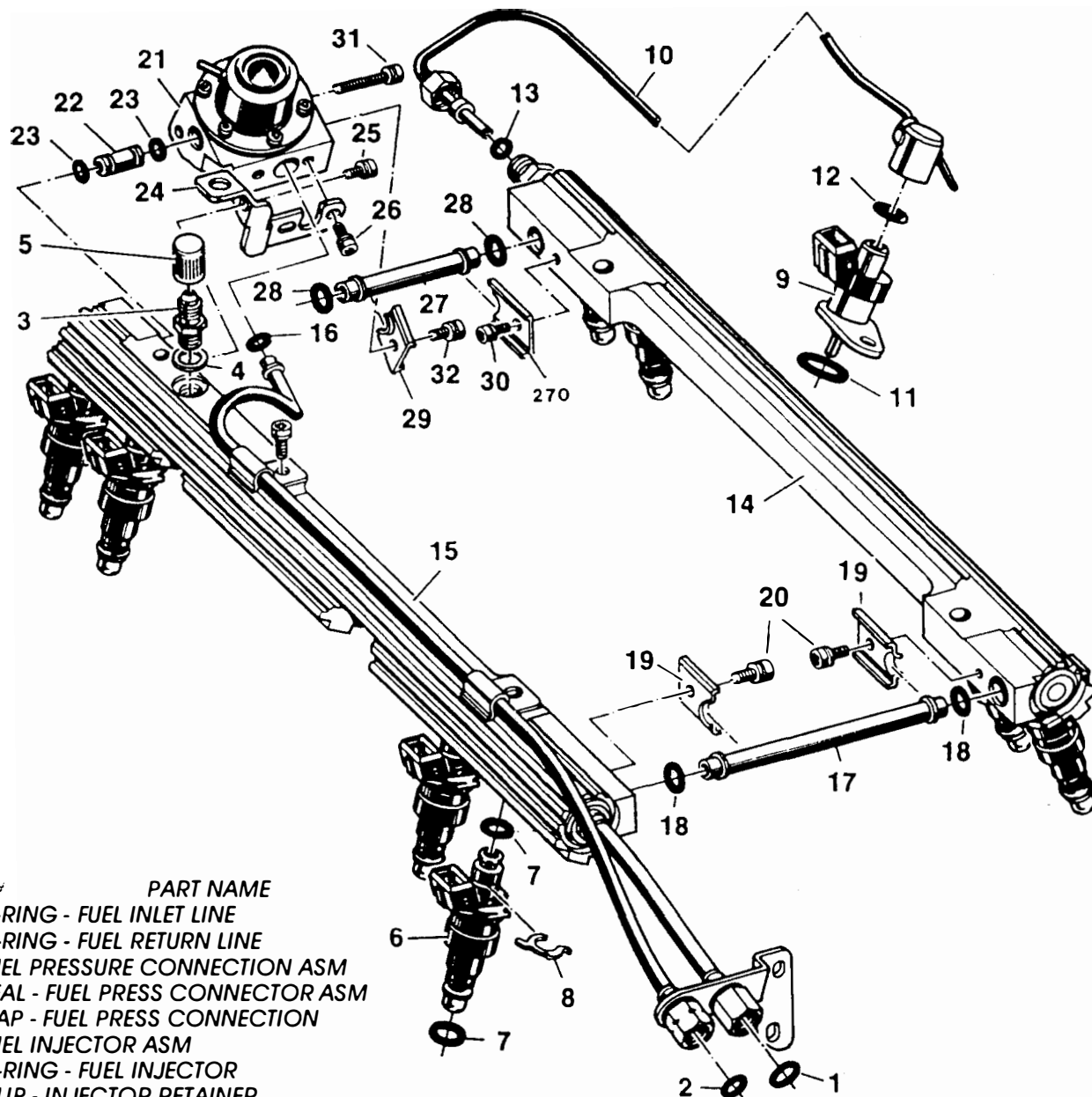
**O-RINGS** - Lubricate with light oil (never use silicone grease, it will clog the injector).

**FUEL RAIL** - When servicing the fuel rail assembly, precautions must be taken to prevent dirt and other contaminants from entering fuel passages.

**CAUTION** - Verify fuel rail assembly is depressurized by removing fuel tank cap and releasing pressure from fuel system at pressure relief valve on fuel rail assembly.



PART #	PART NAME
1	FLANGE GASKET
2	SPRING-IDLE STOP SCREW
3	SCREW ASM - IDLE STOP
4	PLUG - IDLE STOP SCREW
5	COVER - CLEAN AIR
6	SCREW ASM - CLEAN AIR COVER
7	GASKET - CLEAN AIR COVER
8	THROTTLE BODY ASM
9	GASKET - IACV/COOLANT COVER
10	IACV/COOLANT COVER ASM
11	IDLE AIR CONTROL ASM
12	GASKET - IDLE AIR CONTROL
13	SCREW ASM - IACV COVER ASM



- | PART # | PART NAME                             |
|--------|---------------------------------------|
| 1      | O-RING - FUEL INLET LINE              |
| 2      | O-RING - FUEL RETURN LINE             |
| 3      | FUEL PRESSURE CONNECTION ASM          |
| 4      | SEAL - FUEL PRESS CONNECTOR ASM       |
| 5      | CAP - FUEL PRESS CONNECTION           |
| 6      | FUEL INJECTOR ASM                     |
| 7      | O-RING - FUEL INJECTOR                |
| 8      | CLIP - INJECTOR RETAINER              |
| 9      | VALVE - COLD START                    |
| 10     | TUBE & BODY ASM                       |
| 11     | O-RING SEAL - VALVE                   |
| 12     | O-RING SEAL - BODY                    |
| 13     | O-RING SEAL - TUBE                    |
| 14     | FUEL RAIL & PLUG ASM (LH)             |
| 15     | FUEL RAIL & TUBES ASM (RH)            |
| 16     | SEAL - O-RING - FUEL OUTLET TUBE      |
| 17     | TUBE - FRONT CROSSOVER                |
| 18     | SEAL - O-RING - FRONT CROSSOVER TUBE  |
| 19     | RETAINER - CROSSOVER TUBE             |
| 20     | SCREW ASM - RETAINER ATTACHING        |
| 21     | PRESSURE REGULATOR & BASE ASM         |
| 22     | CONNECTOR - BASE TO RAIL              |
| 23     | SEAL - O-RING - CONNECTOR             |
| 24     | BRACKET - PRESS REG & BASE ASM        |
| 25     | SCREW ASM - BRACKET TO RAIL ATTACHING |
| 26     | SCREW ASM - BRACKET TO BASE ATTACHING |
| 27     | TUBE - REAR CROSSOVER                 |
| 28     | SEAL - O-RING - CROSSOVER TUBE        |
| 29     | RETAINER - REAR CROSSOVER TUBE        |
| 30     | SCREW ASM - RETAINER TO LH RAIL       |
| 31     | SCREW ASM - RETAINER TO BASE          |
| 32     | SCREW ASM - RETAINER TO RH RAIL       |

